



TRAVELING
TUTUS

2020-2021 SEASON

TRAVELING TUTUS RECITAL PACKET

FULL OF FUNDRAISING IDEAS FOR YOUR RECITAL



**FOR MORE
INFORMATION**

VISIT TRAVELINGTUTUS.ORG
EMAIL
INFO@TRAVELINGTUTUS.ORG.






BAKE SALE

SELL YUMMY
GOODIES!

1. INVITE A GROUP OF PARENTS OR STUDENTS TO BAKE OR BUY THEIR FAVORITE TREATS!
2. MAKE A SIGN FOR THE BAKE SALE THAT SAYS PROCEEDS WILL GO TO TRAVLING TUTUS.
3. SET UP A SPACE TO HAVE THE BAKESALE.
4. SET PRICES FOR ALL THE TREATS.
5. TAKE PICTURES AND PROMOTE YOUR FUNDRAISER, RECITAL, AND TRAVLING TUTUS.



DOUBLE GOOD POPCORN

TEAM UP WITH A GREAT
COMPANY TO SELL
GREAT POPCORN.

1. VIST

[HTTPS://POPUP.DOUBLEGOOD.COM/S
TORE](https://popup.doublegood.com/store) TO SET UP YOUR FUNDRAISER.

A. SELECT "GET STARTED"


B. SELECT "IM AN ORGANIZER"

2. DOWNLOAD THE DOUBLE GOOD APP ON YOUR PHONE.

3. FOLLOW THE SET UP PROCESS TO CREATE YOUR OWN POP UP STORE EVENT.

A. THIS EVENT LASTS 4 DAYS.


4. INVITE ALL PARENTS AND STUDENTS TO PARTICIPATE!



HOW MUCH CANDY?

A SUPER EASY
FUNDRAISER!


1. FILL A JAR WITH A BUNCH OF CANDY.
2. DISPLAY THE JAR SOMEWHERE FOR PEOPLE TO SEE IT.
 - A. A PRETTY SIGN WILL HELP WITH DRAWING ATTENTION TO IT!
3. FOR A SET PRICE (\$1, \$0.50) LET PEOPLE GUESS HOW MANY CANDIES ARE IN THE JAR.
 - A. LET THE GUESSING LAST THE WHOLE TIME OF THE RECITAL, OR DO DIFFERENT JARS ON DIFFERENT DAYS!
4. THE PERSON WITH THE CLOSEST GUESS WINS!



PAPER BALLET SHOES

AN EASY CRAFTY
FUNDRAISER FOR ALL
AGES.

1. BEGIN BY PRINTING A FEW BALLET
BALLET SHOE TEMPLATES.
 - A. GOOGLE BALLET SHOES
CLIPART FOR INSPIRATION
2. CUT OUT THE SHOES
3. SELL THE SHOES AT THE RECITAL
FOR \$1, \$5 OR ANY SET PRICE.
4. WHOEVER DONATES (BUYS THE
SHOES) GETS TO SIGN THEIR
NAME ON THE SHOES THEY
BOUGHT.
5. HANG THE HEARTS IN A MAIN AREA
OF THE RECITAL FOR EVERYONE
TO SEE!






INVITE STUDENTS TO JOIN TRAVLING TUTUS

HAVE STUDENTS APPLY
TO BE AN
AMBASSADOR!.

1. HAVE YOUR STUDENTS APPLY TO THE TRAVELING TUTUS AMBASSADOR PROGRAM FOR THE 2021-2022 SEASON.
2. SET UP A TRAVELING TUTUS AMBASSADOR TABLE OR PAMPHLET TO HELP INFORM THE STUDENTS.
3. AFTER THEY APPLY, EITHER HAVE THE STUDIO OR THE STUDENT POST ABOUT IT ON SOCIAL MEDIA TO CELEBRATE THEM!






TEXT TO GIVE

AN EASY WAY TO HAVE
PEOPLE DONATE!.

1. POST FLYERS ABOUT TRAVELING
TUTUS AROUND YOUR RECITAL
AREA!

A. THESE POSTERS CAN BE FOUND
AT TRAVELINGTUTUS.ORG
UNDER VOLUNTEER- FUNDRAISE
FOR TRAVELING TUTUS.

2. ATTENDEES WILL BE ABLE TO TEXT
THE NUMBER ON THE FLYERS AND
MAKE A DONATION.



POINTE SHOE RAFFLE


A CREATIVE WAY FOR
STUDENTS TO
PARTICIPATE IN
FUNDRAISING!.

1. HAVE STUDENTS, PARENTS OR
TEACHERS DECORATE PAIRS OF
DANCE SHOES- THEY CAN BE ANY
TYPE!

A. IF SOMEONE DOES NOT WANT
TO DECORATE BUT WANTS TO
DONATE SHOES TO BE
DECORATED, HAVE A
DONATION SPOT.

2. HAVE A TABLE SELLING RAFFLE
TICKETS FOR THE SHOES.

3. HAVE A DRAWING AND ANNOUNCE
THE WINNERS!






PUT TRAVELING TUTUS IN YOUR PROGRAM

AN EASY WAY FOR
FAMILIES TO DONATE!.

1. IN YOUR RECITAL PROGRAM,
INCLUDE A SECTION ON
TRAVELING TUTUS.
2. THIS SECTION CAN HAVE
INFORMATION ON TRAVELING
TUTUS, AND INFORMATION ON
HOW TO DONATE.
 - A. INCLUDE INFORMATION ON
WHAT WE DO, HOW WE ARE
CONNECTED TO YOUR STUDIO,
AN THE AMBASSADOR
PROGRAM!



CHARITY RECITAL OR SHOWCASE

A GREAT CHANCE FOR
DANCERS TO SHOW OFF
THEIR SKILLS!

1. HOLD A DANCE RECITAL OR SHOWCASE!
2. LET EVERYONE WHO ATTENDS KNOW THAT ALL THE PROFITS AND PROCEEDS GO TO TRAVELING TUTUS
3. HAVE AN INFORMATION AREA (EITHER A TABLE OR PAMPHLET) TO LET PEOPLE KNOW WHAT TRAVELING TUTUS IS!
4. DANCE AND HAVE FUN KNOWING THAT YOU ARE DOING IT FOR A GOOD CAUSE!

